

Equipment for XL³ 800

for modular devices, Vistop, DPX³ 160/250, DPX-IS 250 on rail



0 206 01



0 208 00



0 209 01

Pack	Cat.Nos	Fixing on rail
1	24 modules 0 206 01 36 modules 0 206 51	Rails Comprising: an aluminium profile rail and two 2-position fixing brackets Fit onto functional uprights Accept HX ³ 125 A plug-in connection row distribution blocks For mounting DPX ³ using fixing plates For fixing XL ³ 800 and XL ³ 4000 functional uprights Accept wire guide Cat.No 4 052 25 (p. 225)
1	4 210 71	Fixing plates for mounting DPX³ 160/250 on rail For mounting DPX ³ 160/250 on aluminium rail and on plate Cat.Nos 0 206 11/61
1	4 210 73	For DPX ³ 160 without side motor-driven handle
1	4 210 73	For DPX ³ 160 with earth leakage module without side motor-driven handle
1	4 210 68	For all DPX ³ 160 devices with side motor-driven handle
1	4 210 72	For DPX ³ 250 without side motor-driven handle
1	4 210 74	For DPX ³ 250 with earth leakage module without side motor-driven handle
1	4 210 69	For all DPX ³ 250 devices with side motor-driven handle
1	0 262 39	Fixing plate for mounting DPX-IS 250 on rail For mounting devices on aluminium rail and on plate Cat.Nos 0 206 11/61 For DPX-IS 250
1	4 052 26	Rail height spacer Designed for simultaneous mounting of modular devices and DPX ³ 160/250 and DPX-IS 250 devices mounted on rail Cat.Nos 0 206 01/51 or plate Cat.Nos 0 206 11/61 For 20 modules

Pack	Cat.Nos	Metal faceplates	Diagram
1	24 modules 0 208 00 ¹ 36 modules 0 209 00 ²	For modular devices 1/4 turn With captive screws	
1	0 208 01 ¹ 0 209 01 ²	For Vistop up to 160 A 1/4 turn With captive screws	
1	0 208 10 ¹ 0 209 10 ²	For DPX³ 160/250 and DPX-IS 250 1/4 turn With captive screws	

1: For fastening and sealing
2: Hinges Cat.No 0 209 59 available as an option

Equipment for XL³ 800

for mounting on plate: DPX-IS 250, DPX-IS 630, DPX-IS 1600




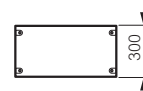
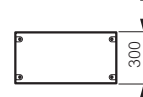
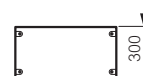
0 206 05



0 208 10

0 209 10

Pack	Cat.Nos	Plates for DPX-IS
1	24 modules 0 206 05 36 modules 0 206 55	Direct fixing on functional uprights
1	0 206 07 0 206 57	Fixed plates - front and rear terminals For 1 or 2 DPX-IS 250 in vertical position
1	0 211 00	For 1 DPX-IS 630 in vertical position
1	Cable sleeve 0 206 27	For 1 DPX-IS 1600 or 1 DPX 1600 front terminals For 1 DPX-IS 630 in external cable sleeve
1	24 modules 0 208 10 ¹ 36 modules 0 209 10 ²	Metal faceplates For DPX-IS 250 in central position 1/4 turn With captive screws
1	0 208 06 ¹ 0 209 06 ²	For 2 DPX-IS 250 1/4 turn With captive screws
1	0 208 07 ¹ 0 209 07 ²	For 1 DPX-IS 630 1/4 turn With captive screws Does not allow the use of terminal shields Cat.No 0 262 45
1	24 modules 0 211 13 ²	For 1 DPX-IS 1600 in vertical position With captive screws



1: For fastening and sealing
2: Hinges Cat.No 0 209 59 available as an option

For installation principle, see e-catalogue

